


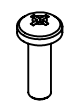
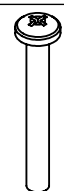




WP 713 INSTALLATION GUIDE

NO MOUNTING MATERIAL IS PROVIDED. PLEASE ENGAGE PROFESSIONAL INSTALLER SHOULD YOU DON'T KNOW HOW TO INSTALL OR CALL LOCAL DEALER FOR ASSISTANCE. MAKE SURE THAT THE WALL STRUCTURE CAN SUPPORT AT LEAST FOUR TIMES THE TOTAL WEIGHT OF THE BRACKET WITH THE TV.

SCREW LIST			
ITEM		QUANTITY	DESCRIPTION
A		4	M8 PLAIN WASHER
B		4	M8 SPRING WASHER
C		4	M8 FLAT HEAD SOCKET HEAD
D		2	M6 PAN HEAD
E		2	M6 PAN HEAD

